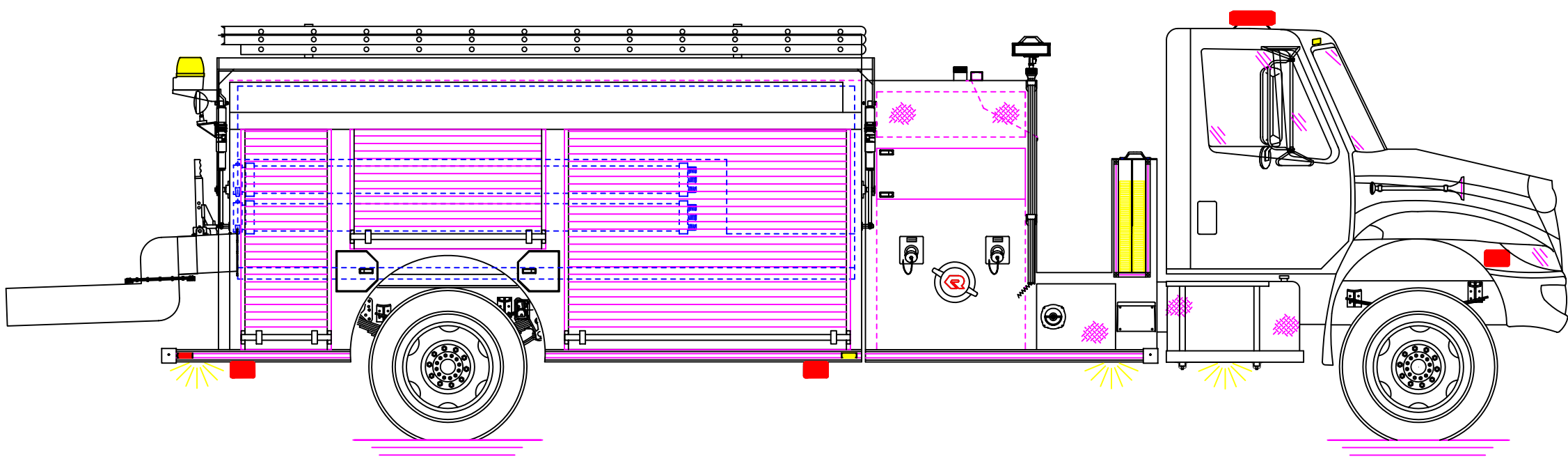
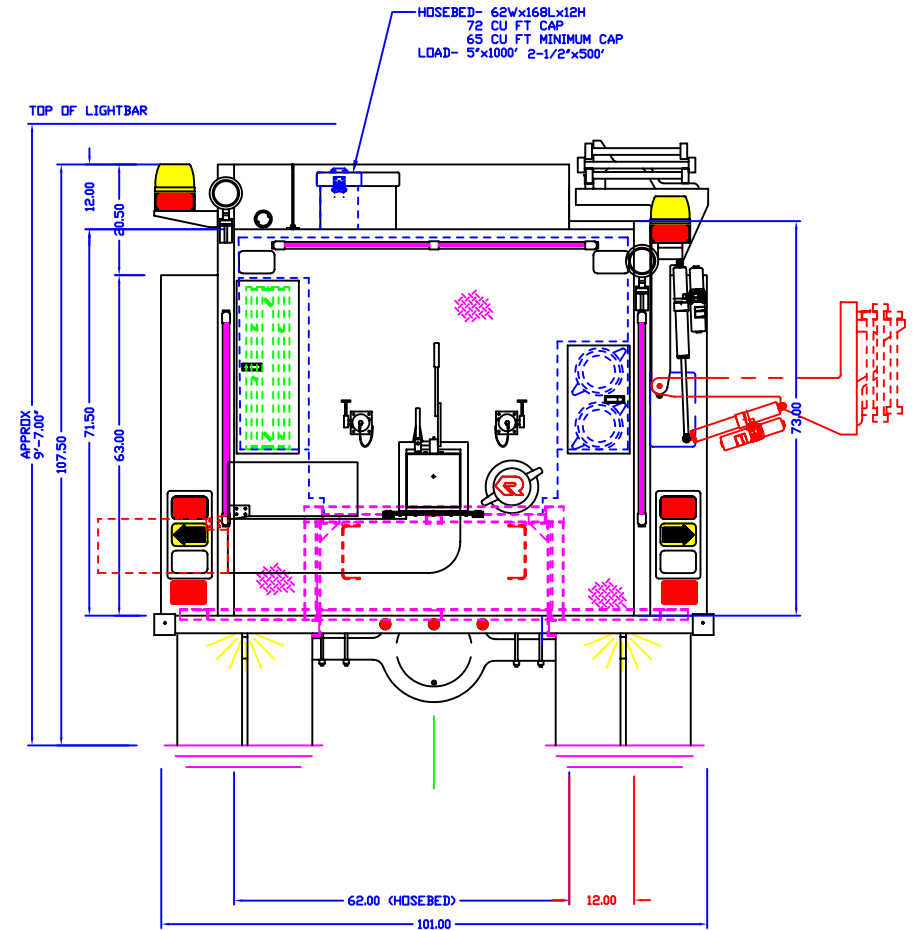
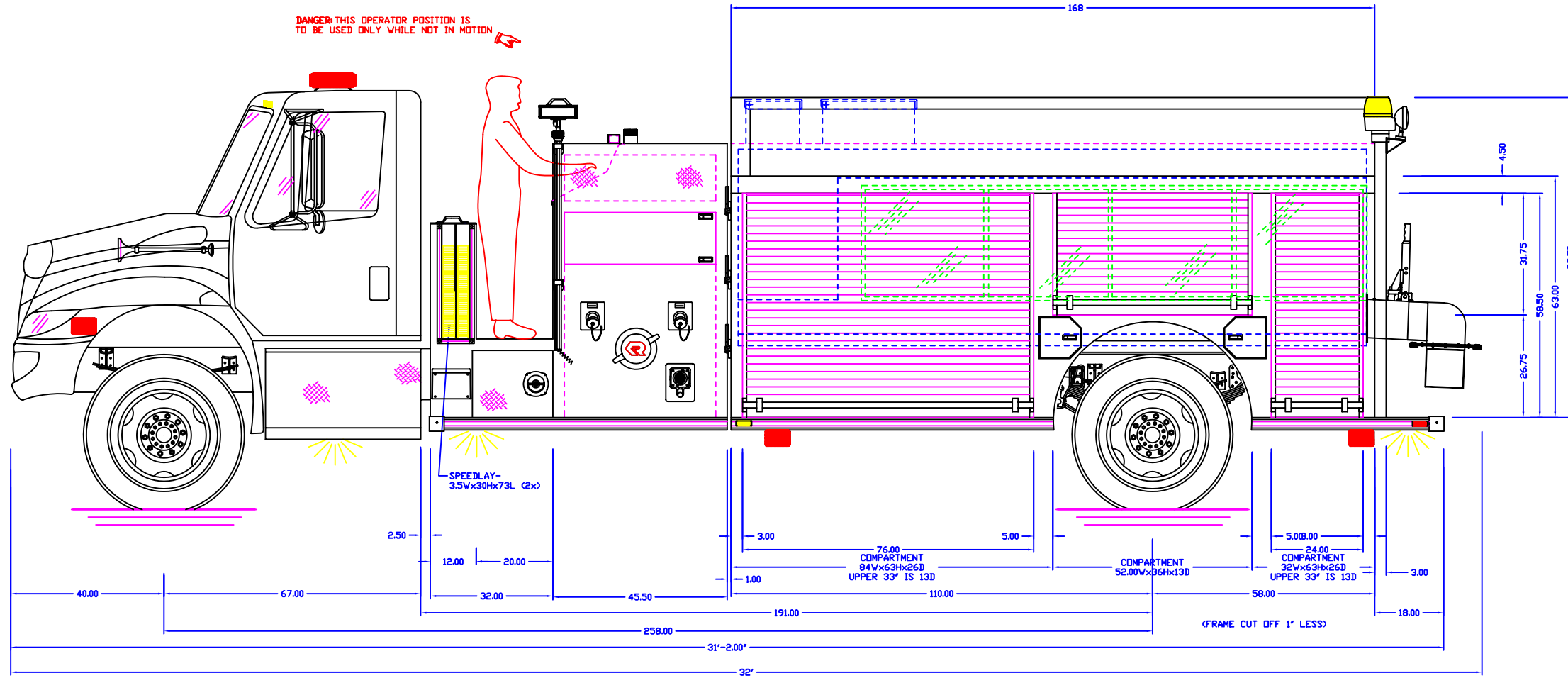


APPROVED BY:

NOTE: UNLOADED HEIGHTS MAY BE 4" ABOVE HEIGHTS SHOWN

DANGER THIS OPERATOR POSITION IS TO BE USED ONLY WHILE NOT IN MOTION



- NOTE: TANK CAP- 1800 GAL POLYPROPYLENE
- 20 GAL CAP FDAM CELL IN MAIN TANK (1x)
- PUMP CAP- 1250 GPM HALE
- DIMENSIONS SHOWN ARE APPROXIMATE AND ARE SUBJECT TO MINOR DEVIATIONS DURING CONSTRUCTION
- NOT ALL ITEMS IN SPECS ARE SHOWN ON THIS PRINT
- SPOT LIGHT- 2 ON REAR
- COMPARTMENT INTERIORS SPATTER PAINT
- TOP AND SIDE PUMP PANELS BLACK THERMOPLASTIC
- TELE LIGHT- 750 WATT QUARTZ- 1 PER SIDE AT PUMP COMPARTMENT
- NFPA UPPER LIGHT PACKAGE- WHELEN
- NFPA LOWER LIGHT PACKAGE- WHELEN
- ROLL UP DOOR EFFECTIVE OPENING- 3' NARROWER AND 5' SHORTER THAN ACTUAL OPENING IN BODY

NOTE: 3/16" ALUMINUM CONSTRUCTION

NONE	MAXIMUM HEIGHT	DEPTH	W/LM	DATE	W/LM	DATE	W/LM	DATE
NONE	MAXIMUM LENGTH	10-16-06		10-23-06		10-26-06		
101"	BODY WIDTH	CENTRAL						



MARTINSVILLE FD, OH